



BAS70WTQ THRU BAS70WT-06Q

Small Signal Schottky Diode

Features

Epoxy meets UL-94 V-0 flammability rating and halogen free
Moisture Sensitivity Level 1
Low Forward Voltage Schottky Rectifier
 V_{RRM} 70V
 I_{FAV} 70mA
Part no. with suffix "Q" means AEC-Q101 qualified

Applications

For fast switching
Automotive

Mechanical Data

Case: SOT-323

Terminals: Tin plated leads, solderable per
J-STD-002 and JESD22-B102

Maximum Ratings ($T_a=25$ Unless otherwise specified)

PARAMETER	SYMBOL	UNIT	CONDITIONS	VALUE
Peak Repetitive Reverse Voltage	V_{RRM}	V		70
Average Forward Current	I_{FAV}	mA		70
Non-Repetitive Peak Forward Surge Current	I_{FSM}	A	$t=8.3ms$	3
Power Dissipation	P_D	mW		250

% \$ 6 : 7 4 7 + 5 8 % \$ 6 : 7 4

v (O H F W U L F D O & K Ä T D F W H 8 Q D H W V F R W K H U Ä L V H V S H F L I L H G

3 \$ 5 \$ 0 (7 (5

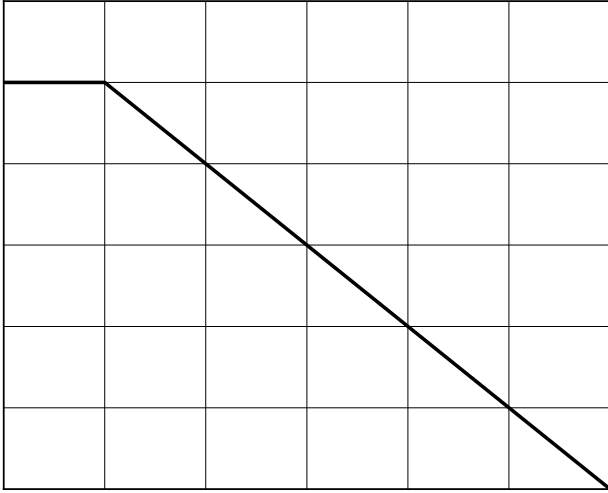
6 < 0 % 2

8 1 , 7

v & KDUDFWHØ\SLVDFØV

6UJKX *OYYOVGZOUT S=

,OM . :6

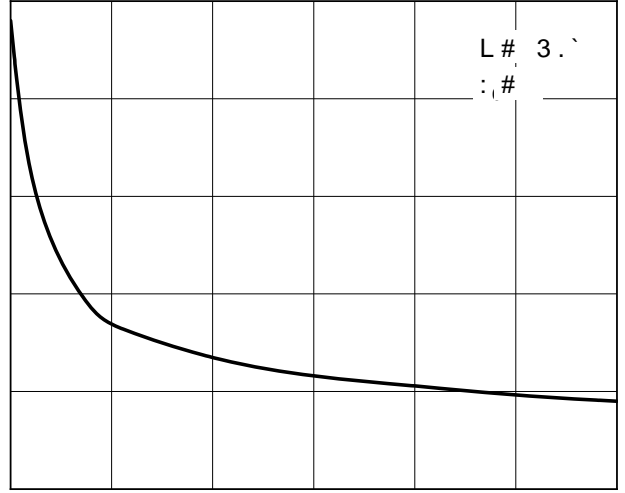


: -

0[TIZOUT)GVGIOZGTIK V,

,OM)GVGIOZGTIK)NGXGIZ

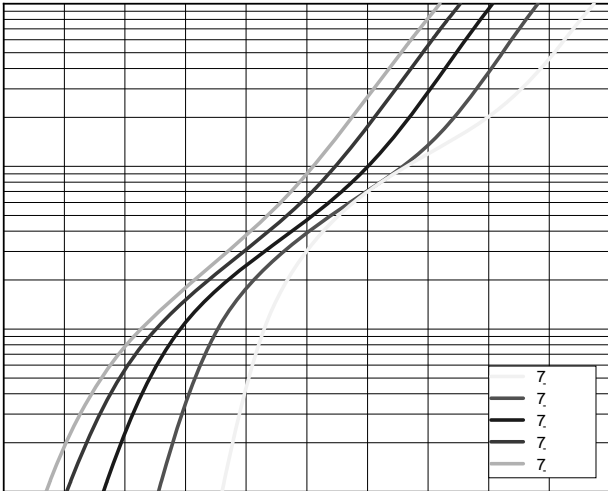
L# 3.
: #



8K\KXYK <URZGMK <

,OM ,UX]GXJ)NGXGIZKXOYZOY

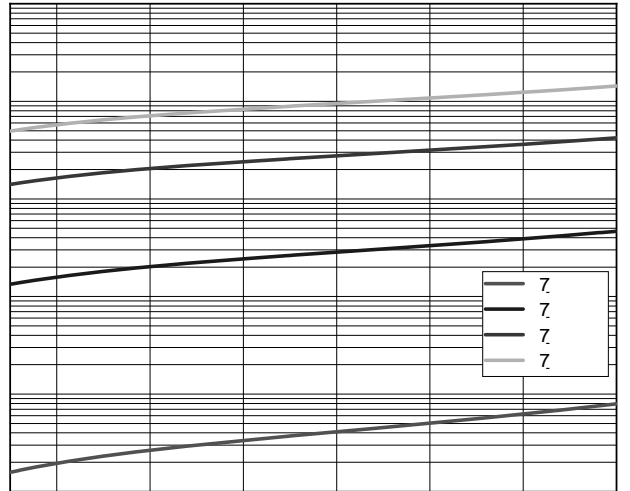
,UX]GXJ) [XXKKTZ S'



,UX]GXJ <URZGMK <

,OM 8K\KXYK)NGXGIZKXO

8K\KXYK) [XXKKTZ ['

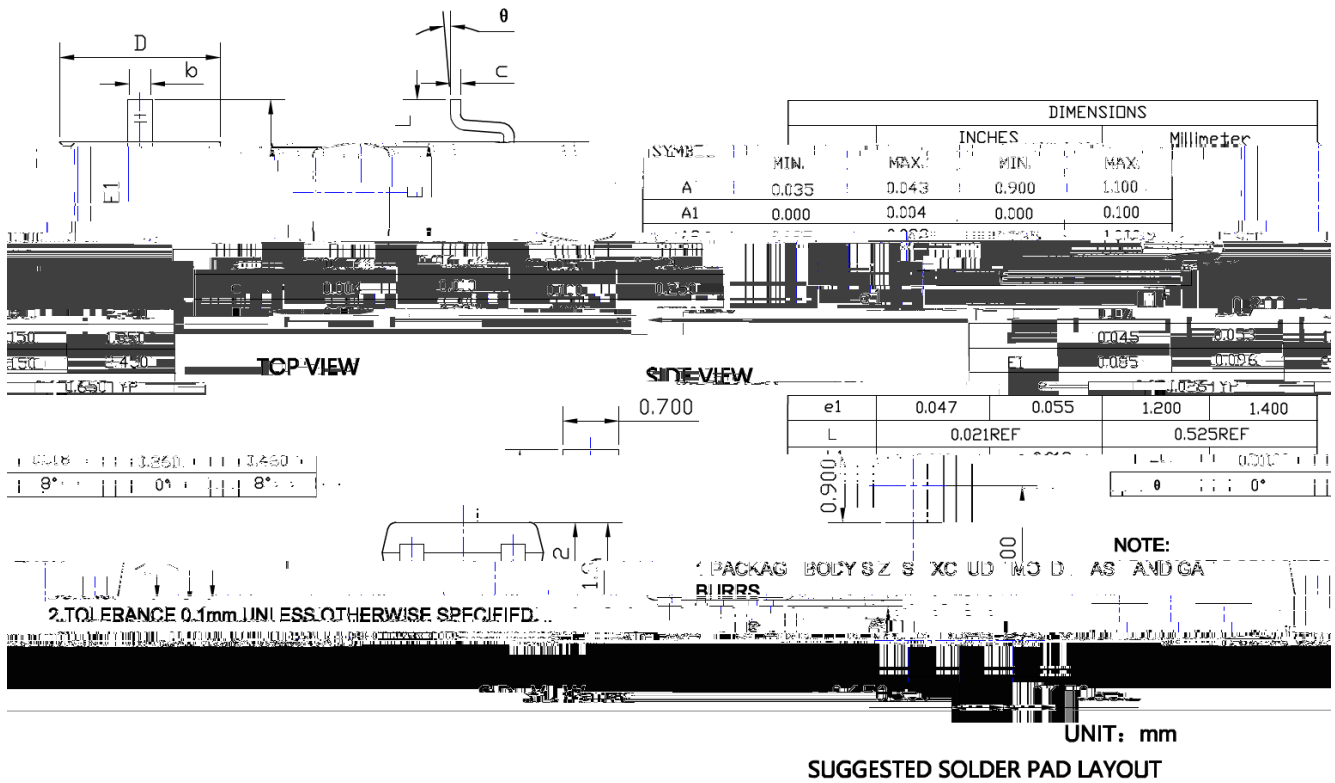


8K\KXYK <URZGMK <

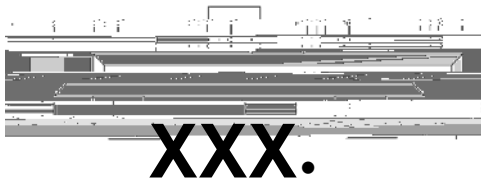


BAS70WTQ THRU BAS70WT-06Q

Outline Dimensions



Marking Information



PN	Marking Code
BAS70WTQ	K73.
BAS70WT-04Q	K74.
BAS70WT-05Q	K75.
BAS70WT-06Q	K76.

Note:

1. All marking is at middle of the product body
2. All marking is in laser marking
3. XXX is Marking Code
4. Body color: Black

